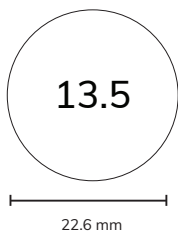
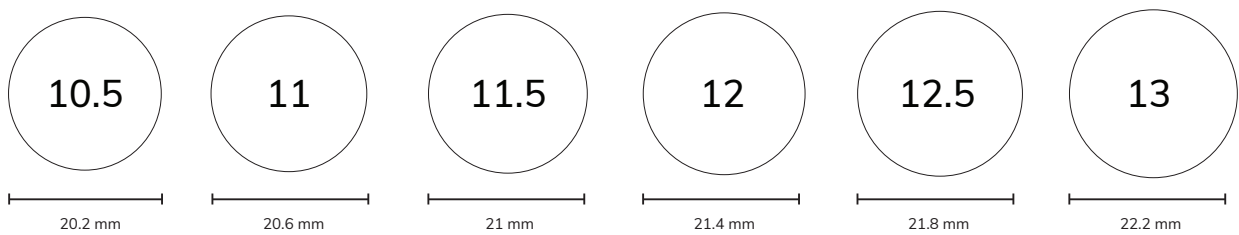
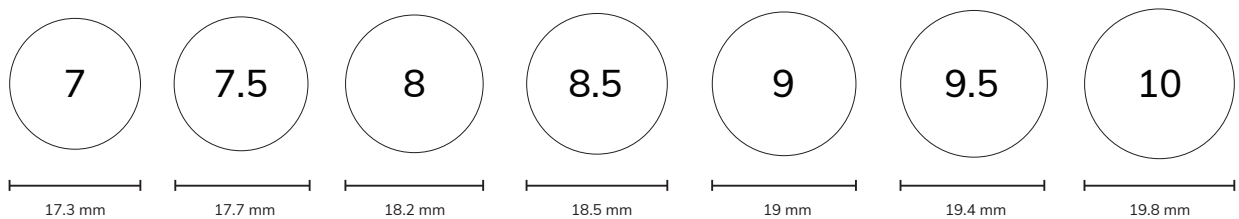
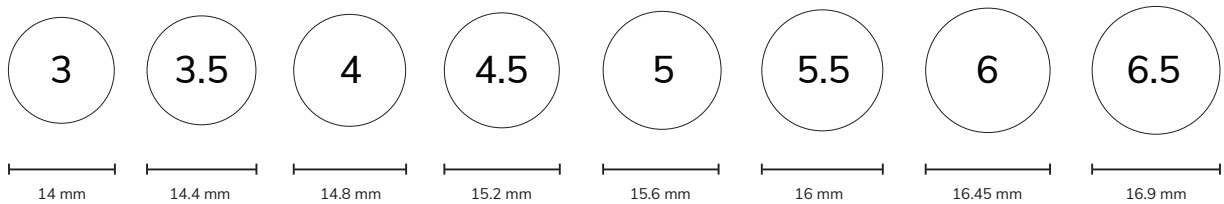


Ring Size Finder

MEASURING METHOD A










- Place the ring that fits you or your intended recipient over the circles below
- Make sure that the inside of the ring lines up with the outside of the circle
- If you are between sizes, order the larger size



Ring Size Finder

MEASURING METHOD B

- Use a non-stretchy string or strip of paper about 6" long
- Wrap it around the base of your finger for a snug fit (not too tight)
- Mark the point on the string or paper where it overlaps to form a complete circle
- Place the length of the string or paper on the lines on the paper below to determine your ring size
- If you are between sizes, order the larger size

Size 5 - 49.5 mm	
Size 6 - 51.5 mm	
Size 7 - 54.0 mm	
Size 8 - 56.6 mm	
Size 9 - 59.1 mm	
Size 10 - 61.6 mm	
Size 11 - 64.1 mm	
Size 12 - 66.6 mm	
Size 13 - 69.1 mm	
Size 14 - 72.6 mm	