
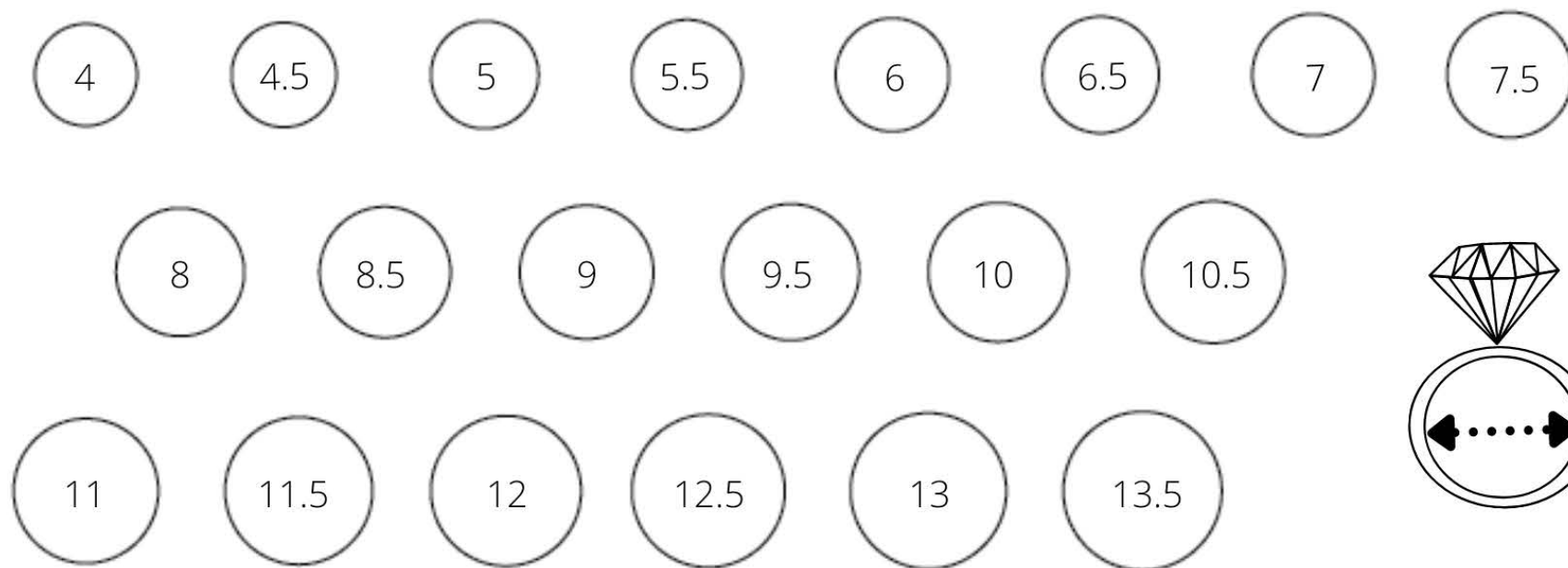



WHAT'S YOUR RING SIZE?

Line up the **inside** of your ring to the circles to find what size it is!



Carefully cut along the black line and make a slit along the dotted line. Insert right end through the slit and put it around the desired fingers to find which size they are! Tip: write down all of your ring sizes so you always have them!



MAKE SURE TO PRINT THIS AT 100%. To make sure it is the right size line up a ruler here - 1 in. 2 in. 3 in.